

SA-250DSP

SUBWOOFER AMPLIFIER



The SA-250DSP Subwoofer Amplifier provides the power needed for an intense, pulse-pounding home theater experience. The SA-250DSP amplifier makes it easy to add deep, clean and powerful bass to any audio system. This amplifier is easily incorporated into any audio or home theater system and is packed with features designed to make the integration of subwoofers or bi-amplified tower speakers as seamless as possible. Packed with the same features the SA-250DSP is designed for subwoofers and tower speakers in smaller audio and home theater systems. Delivering 250 Watts of continuous power, the SA-250DSP features and connectivity make it a must-have for any audio or home theater system.

Power Output: 250 Watts RMS @ 4 Ohms
Distortion (THD): <1%
Customized Preset Mode: Up to 4 Types
Equalizer: Adjustable Built-in
10-band (-6dB to +6dB)
Adjustable Low Pass Crossover:
40Hz to 160Hz / 1 Hz Increments

Adjustable Slope: 12dB-36dB Octave
Line Level Input Sensitivity: 190 mV
Phase Control: 0 to 135°/45° Increments
Auto Turn-on Sensitivity: 3 mV @ 50 Hz
Automatic Wakeup Power On/Off
Signal Input: 5 to 30 minutes

External Trigger: 12V
Thermal Protection Circuit: Yes
Night Mode: Yes
Remote Control: Yes
USB Updatable: Yes
Single Ended and Balance Input: Yes



REDEFINING THE WAY YOU EXPERIENCE SOUND.™

382 Marshall Way, Layton, Utah • USA • 84041 • Toll Free: (800) 543-2205 • Fax: (801) 543-3300 • www.rbhsound.com
It is RBH Sound policy to continuously incorporate improvements into products; all specifications are subject to change without notice. Copyright © 2013 RBH Sound. All Rights Reserved.

SPECIFICATIONS

MODEL NAME

SA-250DSP

SYSTEM TYPE

High-efficiency Class D Amplifier with Toroidal Power Supply

POWER OUTPUT

250 Watts RMS @ 4 Ohms

TOTAL HARMONIC DISTORTION (THD)

<1% @ 1 Watt

CUSTOMIZED PRESET MODES

Up to 4 Types

EQUALIZER

Adjustable Built-in 10-Band (-6dB to +6dB)

ADJUSTABLE LOW PASS Crossover

40 Hz to 160Hz / 1Hz Increments

ADJUSTABLE SLOPE

12dB-36dB Octave

LINE LEVEL INPUT SENSITIVITY

190 mV

PHASE CONTROL

0 to 315° / 45° Increments

AUTO TURN-ON SENSITIVITY

3 mV @ 50 Hz

AUTOMATIC WAKEUP POWER ON/OFF SIGNAL INPUT

5 to 30 minutes (selectable)

EXTERNAL TRIGGER

12V

THERMAL PROTECTION CIRCUIT

Yes

NIGHT MODE

Yes

REMOTE CONTROL

Yes

USB UPDATABLE

Yes

SINGLE ENDED AND BALANCE INPUT

Yes

RACK MOUNT HOLES (center to center)

Horizontal 18.3" H (465mm)

Vertical 1.18" (30mm)

DIMENSIONS (without rack mounts)

17.5" W x 1.75" H x 10.375" D

(435mm W x 45mm H x 264mm D)

DIMENSIONS (with rack mounts)

19.25" W x 1.75" H x 10.375" D

(489mm W x 45mm H x 264mm D)

WEIGHT

16 lbs. (7.26 kg)

WARRANTY

1 Year*


FUSE

8 Amp (120V) or 4 Amp (240V)

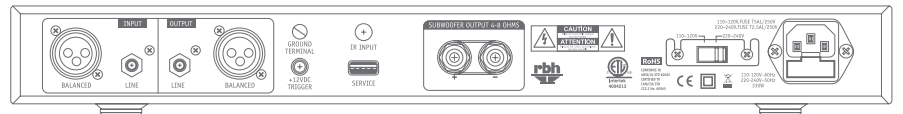
SA-250DSP

SUBWOOFER AMPLIFIER

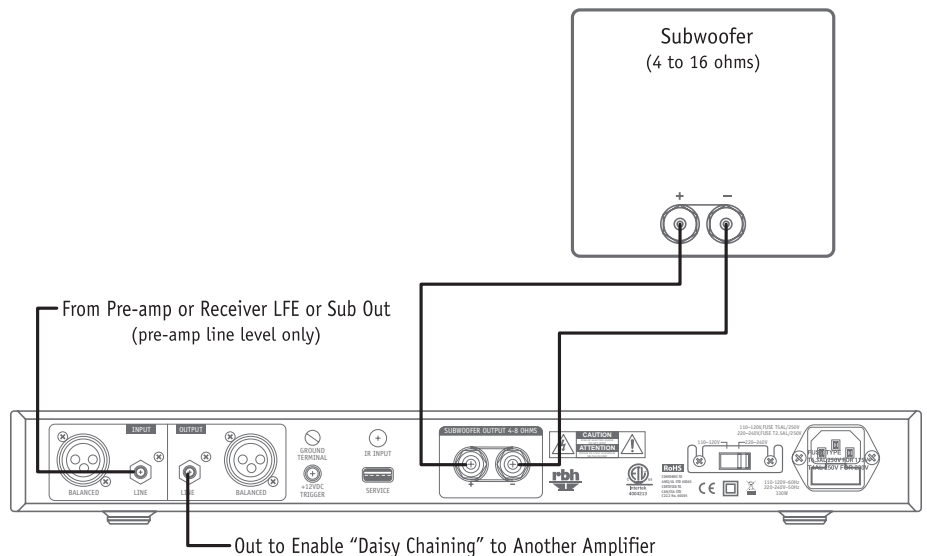
DIMENSIONS



FRONT VIEW



BACK VIEW



R B HASSING



High Performance Home Audio
Redefining the Way You Experience Sound™

*Warranted for 1 (one) year from date of purchase to be free from defects and workmanship. For more information see your RBH dealer.

Specifications are subject to change. For the most current information visit us online at www.rbhsound.com.