

55-iw | 55-iwr


# Impression series

rbh impression product

Install as Left-Center-Right  
or Surround Channels



Standard



Magnetically attached  
Fabric Grille



Reference

## IMPRESSION ON-WALL LCR

### EASY MOUNT - VERY FLEXIBLE

Proprietary Tweeter (AMT in Reference)

HDF Cabinet Construction

Cast Aluminum truncated basket

Durable NBR Surround



Black Anodized Aluminum Cone and Solid Metal Phase Plugs

**You** need a compact LCR / surround that's easy to install yet provides impressive output. The 55-iw and iwr are amazingly capable and flexible. You could use them for whole home too!

Easy French Cleat Mounting



French cleat speaker mounting is secure and simple. Combine with RBH 5-iw or iwr models plus one of our matching soundbars and a sub to quickly complete your system.



# 55-iw 55-iwr

Installing our proprietary 5-1/4" truncated cast frame reference drivers with either our versatile satin fabric dome tweeter or our lauded AMT tweeter into our locally hand made HDF cabinet that's only 4-1/8" deep with grille, resulted in one of our most flexible on-wall models. The sweet spot of size and performance. You can mount this speaker almost anywhere via a simple "French cleat" system.

Move up to the 55-iwr that includes our proprietary AMT tweeter to peak clarity and increase power-handling. The phase plugs in the mid-woofers provide cooling and increased cone response. Opt to install as a LCR or full surround combined with a matching RBH soundbar and 12in sub for a great system in just a couple of hours! Also useful as a whole-home audio setup or as bookshelf speakers!

## On-Wall-SERIES Impression & Reference

- Provides timbre matched options for multi-channel sound across all freestanding, bookshelf, on-wall and in-wall products in the SF, SV or SI-Series

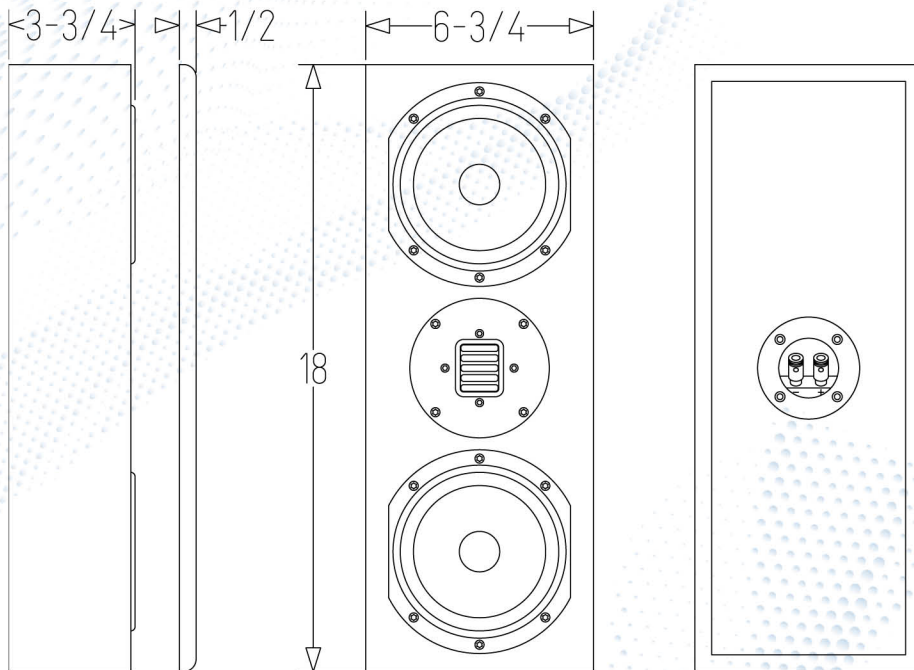
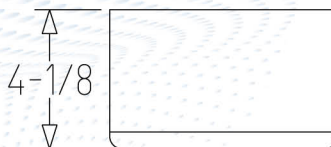
- Individually hand assembled and tested. Cabinet made locally in USA of High Density Fiberboard (HDF).

- Available in satin white or black



\*Limited 10 Year Warranty (with registration) from date of purchase to be free from defects and workmanship. For more information contact your RBH dealer or check our website.

It is RBH Sound policy to continuously incorporate improvements into products; all specifications are subject to change without notice. For the most current information visit us online at <https://rbhsound.com>. Copyright ©2023 RBH Sound. All Rights Reserved.



reference

Model	55-iw	55-iwr
SYSTEM TYPE	Impression On-wall Loudspeaker	Impression On-wall Loudspeaker
FREQUENCY RESPONSE	70Hz-20kHz ± 3dB	70Hz-40kHz ± 3dB
SENSITIVITY <small>(2.83V @ 1 Meter)</small>	89 dB	90dB
RECOMMENDED POWER	50-175W	50-200W
DRIVE UNITS	(1) 1" Fabric Dome Tweeter, (2) 5.25" cast aluminum truncated basket, black alu cone reference mid-woofers w/ solid metal phase plugs	(1) 1.38"x1" AMT Tweeter, (2) 5.25" cast aluminum truncated basket, black alu cone reference mid-woofers with solid metal phase plugs
TWEETER PROTECTION	Yes	Yes
CROSSOVER FREQUENCY	3000Hz	3000Hz
CROSSOVER SLOPE	24dB/Octave, 12 dB/Octave	24dB/Octave, 12 dB/Octave
IMPEDANCE	6Ω	6Ω
CABINET/ COLOR	HDF construction, Satin Black or Satin White	HDF construction, Satin Black or Satin White
GRILLE	White or Black cloth, mag attached	White or Black cloth, mag attached
WEIGHT	11.25 lbs (5.1 kg)	11.25lbs (5.1 kg)
FINISHED DIMENSIONS	6-3/4"W x 18"H x 4-1/8" D (171 x 457 x 105mm)	6-3/4"W x 18"H x 4-1/8" D (171 x 457 x 105mm)
WARRANTY	*10 Year Limited	*10 Year Limited

Designed, Engineered, Tested and Assembled in USA from American (and imported parts)

RBH Sound • 382 Marshall Way, Ste A, Layton, Utah • USA • 84041  
Phone: (801) 543-2200 • [rbhsound.com](http://rbhsound.com)